

High Frequency Sight Words to be read daily and
used in our sentence formation books__

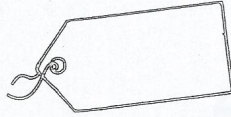

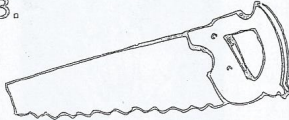

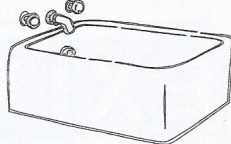
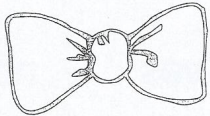
said
in
on
out
over
what
have
do
you
went
said
my
are
we

she
all
has
want
school
that
this
pink
blue
yellow
red
green
purple
orange

Name _____

Look at the first picture. Read the word.
Change the ending sound to /ks/.
Write the new word using the letter x.

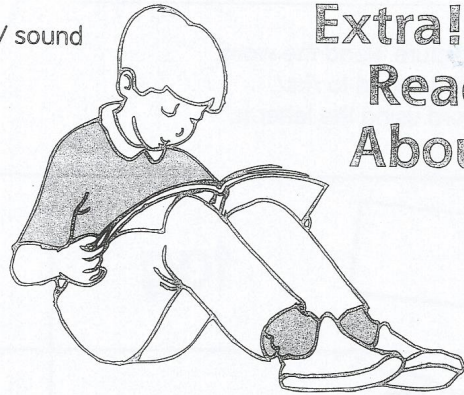
X-Change

1.		tag	ta_x
2.		fin	fi__
3.		saw	sa__
4.		sit	si__
5.		tub	tu__
6.		bow	bo__

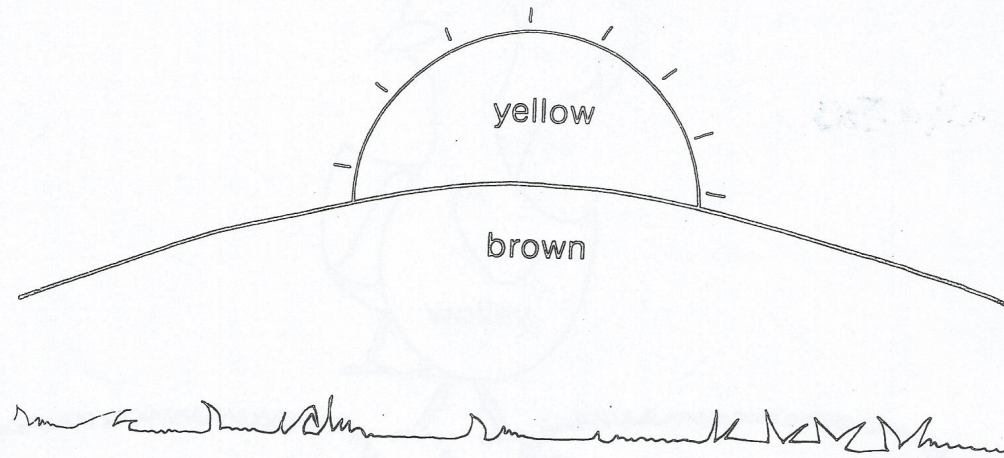
Completing words with the /eks/ or /ks/ sound



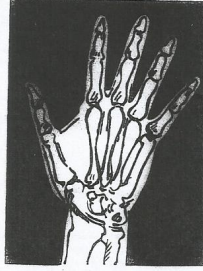



Name _____

Circle yes if you hear the /x/ sound at the beginning.


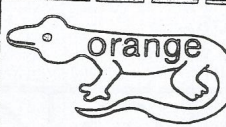


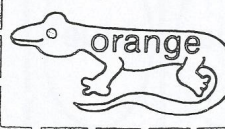





**Extra! Extra!
Read All
About It!**




<p>1. window</p>  <p>yes <input type="radio"/> no <input checked="" type="radio"/></p>	<p>2. tree</p>  <p>yes <input type="radio"/> no <input type="radio"/></p>	<p>3. X ray</p>  <p>yes <input type="radio"/> no <input type="radio"/></p>
<p>4. exercise</p>  <p>yes <input type="radio"/> no <input type="radio"/></p>	<p>5. shoe</p>  <p>yes <input type="radio"/> no <input type="radio"/></p>	<p>6. exit</p>  <p>yes <input type="radio"/> no <input type="radio"/></p>

$\begin{array}{r} 6 \\ +2 \\ \hline \end{array}$	$\begin{array}{r} 2 \\ +6 \\ \hline \end{array}$	$\begin{array}{r} 4 \\ +4 \\ \hline \end{array}$	$\begin{array}{r} 3 \\ +4 \\ \hline \end{array}$
$\begin{array}{r} 5 \\ +2 \\ \hline \end{array}$	$\begin{array}{r} 7 \\ +1 \\ \hline \end{array}$	$\begin{array}{r} 5 \\ +3 \\ \hline \end{array}$	$\begin{array}{r} 3 \\ +5 \\ \hline \end{array}$

 purple	 orange	 purple	 orange
 orange	 purple	 orange	 purple

Recognizing the beginning sounds /eks/ and /z/ (spelled x)



$$\begin{array}{r} 3 \\ +3 \\ \hline \end{array}$$

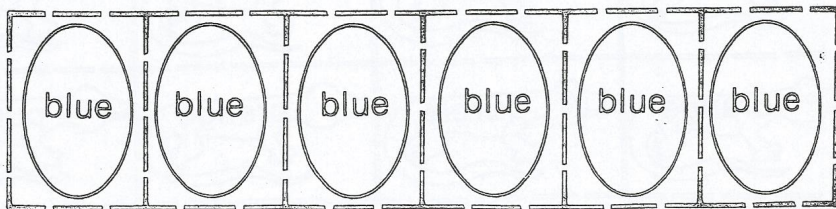
$$\begin{array}{r} 2 \\ +2 \\ \hline \end{array}$$

$$\begin{array}{r} 1 \\ +1 \\ \hline \end{array}$$

$$\begin{array}{r} 6 \\ +0 \\ \hline \end{array}$$

$$\begin{array}{r} 2 \\ +3 \\ \hline \end{array}$$

$$\begin{array}{r} 1 \\ +4 \\ \hline \end{array}$$



Before & After

Write the numbers that come before and after the number shown.

1	2	3	4	5	6	7	8	9	10
11	12	13	14	15	16	17	18	19	20

___ 7 ___ ___ 18 ___

___ 6 ___ ___ 14 ___

___ 13 ___ ___ 5 ___

___ 8 ___ ___ 19 ___


___ 2 ___ ___ 3 ___

Sequencing Numbers

Sequencing is putting numbers in the correct order.

Write the missing numbers.

Example: 4, **5**, 6



3, _____, 5

7, _____, 9

8, _____, 10

6, _____, 8

_____, 3, 4

_____, 5, 6

5, 6, _____

_____, 6, 7

_____, 3, 4

_____, 9, 10

_____, 7, 8

2, _____, 4

2, 3, _____

1, 2, _____

7, 8, _____

2, _____, 4

_____, 7, 8

4, _____, 6

6, 7, _____

2, 3, _____

1, _____, 3

7, 8, _____

_____, 3, 4

_____, 9, 10

'eg' as in beg

Put 'eg' in the spaces.

b _____

k _____

l _____

p _____

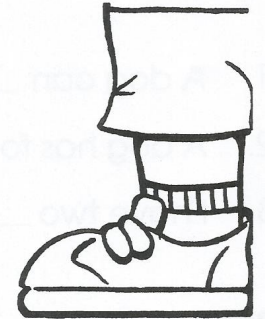
Add 's' to the words.

beg _____


leg _____

peg _____

keg _____



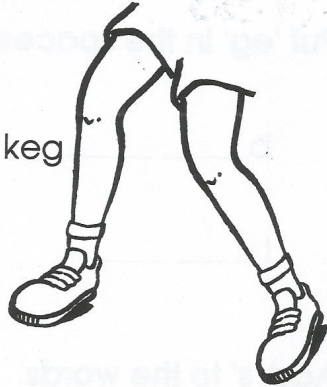
Draw a pair of legs.



'eg' as in beg

Put in the missing words.


leg peg beg keg
legs pegs kegs



1. A dog can _____.
2. A dog has four _____.
3. I have two _____.

Read and draw.

A dog
can beg.



I have
two legs.

